

## Belcher Bits BB-52: RAF 500 lb bomb 1/32

### Background

Nothing says admiration like imitation. The RAF started WWII with a range of general purpose (GP) aircraft bombs which turned out to be not very reliable in use as well as lacking in explosive power, but the Battle of Britain showed the efficiency of the German bombs and as a result, the RAF issued a series of medium capacity (MC) bombs which somewhat resembled the Luftwaffe bombs. The body was parallel sided for much of its length instead of the egg-shaped early RAF bombs. Tail fins of early versions of these bombs used a long cylindrical ring, very similar to that used on GP bombs, but later in the war, a shortened version of the tail was developed to reduce the overall length of the bomb.

### Assembly

This set provides four 500 lb MC bomb noses and four each of the early long and later short tail. RAF aircraft used a single point suspension, but US aircraft used 2 suspension points 14" apart. Both are provided on the bomb body; remove the ones not required. Bombs at the time were generally fitted with both nose and tail fuzes; the nose arming vanes are printed with the bodies, but 3D resin is fragile so if any are damaged, separate vanes are supplied in normal resin. Simply slice off and replace if needed. The tail arming vanes are also supplied separately. Use a sharp knife and carefully slice these vanes from the backing and glue them to the tail of the bomb. For the early long tails, you may need to use a cylindrical rod with a bit of wax or stickum on the end to hold the vane in position to slide inside the ring tail and glue the vane to the end of the bomb inside. (If anyone can come up with a better method of doing this, I'm all ears)

### BB52 Parts



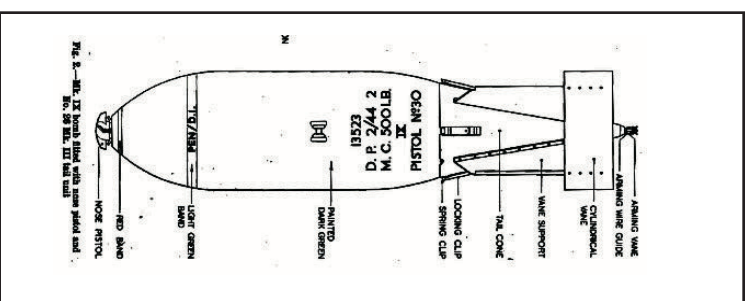
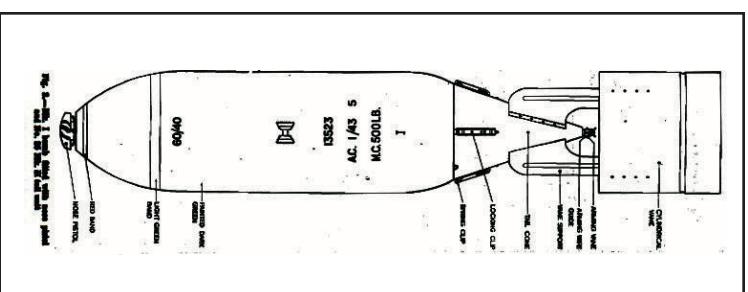
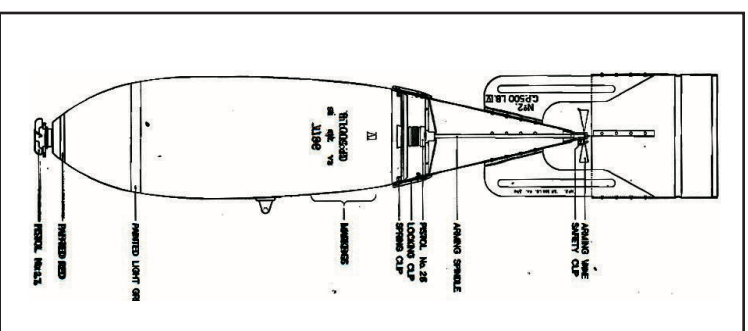
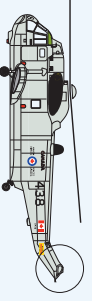
## Belcher Bits

33 Norway Spruce St,  
Sittsville, ON, Canada  
K2S 1P3

Phone: 613-836-6575, Email: [info@belcherbits.com](mailto:info@belcherbits.com) Web: [www.belcherbits.com](http://www.belcherbits.com)



**Belcher Bits**



Typical shape of early war GP bombs. Note where the tail arming vane attaches.

Mid war MC bomb, note tail is similar in construction to GP bomb.

Later war MC bomb, note short tail.

### Painting

Bomb bodies were dark green and generally quite dirty from being stored in bomb dumps. The tail units were applied before loading and were cleaner in appearance. There was a pale green "1" band around the nose and a red 1/2" band just below the nose pistol. Arming vanes were bronze or natural metal colour.

### References

1. **Bombs Gone** by J. MacBean and A. Hogden, 1990 (excellent reference on RAF bombs of all sorts)
2. Air Publication **API661B** Bombs, Jan 1944